

# PHOTON TENDER SKIN MACHINE

## User Manual

**B-388B**



- **Thank you very much for your purchase**
- **Read this manual carefully before use for normal operation. Keep it well after reading for future reference.**
- **This machine is used to care healthy skin and beautify your face, so it is forbidden to be used or sold for the purpose of treatment.**

Contents ..... 1  
Names of each part of the product ..... 2  
The principles ..... 3  
Care ..... 4  
Specifications and operations ..... 5, 6, 7  
After-sale service ..... 8

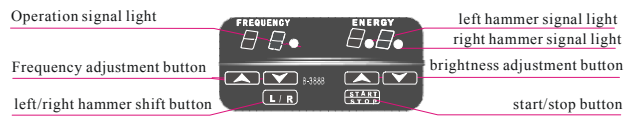


PHOTON TENDER SKIN MACHINE USER MANUAL Names of each part of the product


The main body of the photon tender skin machine



A sketch map for the panel of the photon tender skin machine



A sketch map for the panel of the photon tender skin machine



### Foreword

The photon treatment can be traced back a long time ago to the ancient Greeks who began to use sunshine to treat diseases.

Besides giving off light and heat, the sun maintains the normal operation of our physiological system in that the human body must transfer sunshine to energy so that the metabolism and incretion can continue.

The sunshine is equipped with the process of light adjustment, which can help human body to absorb Vitamin D for the skin to enhance the bone density, strength the immune system (i.e., strength the resistance of molecules in the blood) and adjust the incretion. For example, the lower part of thalamencephalon can absorb sunshine through the retina to turn into electronic and chemical pulse to be sent to the incretion gland in order to make it release an appropriate amount of hormone to supply human body with normal physiological hormone.

Light is the visible part in the spectrum of electromagnetic radiation. Take the rainbow as an example, light is the dispersing of many kinds of colors (red, orange, yellow, green, indigo blue, blue and purple), the color depends on its wavelength and light with different wavelength (different colors of light) will have different effect and characteristics on the skin.

Read light: it can stimulate and activate the functions of cells, enhance the blood circulation and stimulate the sensory organs of human body.

Orange light: it can strength and stimulate the nervous functions, stimulate the functions of glands, aid digestion and improve the immune ability.

Yellow light: it can neutralize, balance and calm.

Indigo blue light: it can calm, ease, anti-sensitive and sensitivity-removing.

Purple light: it can smooth the lymph and adjust the circulation system. It is a little weaker than the red light.

Photon tender skin technology is a light wave technology. As the latest technology currently, it was used by the dermatologists to cure aging skin including the phenomena of tarnish skin, wrinkles, loose and drooping skin, splashes, scars and abnormal skin.

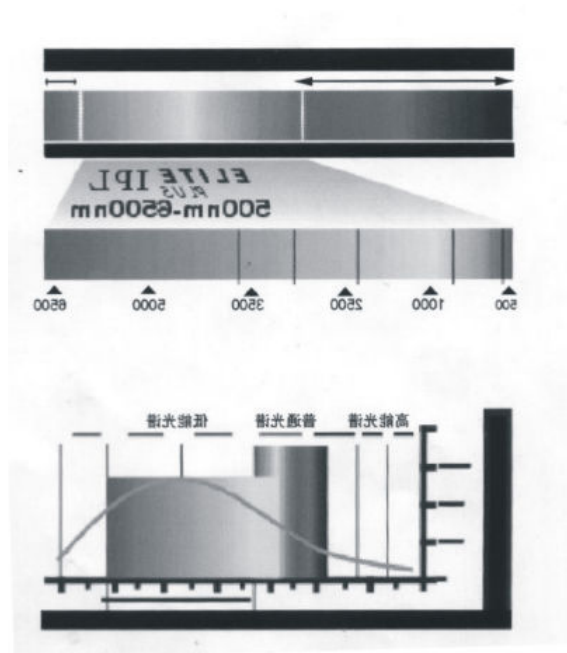
Now this new technology has been used by the beautifying business into the daily care by using lights with different wavelength and pulse to treat different problems with the skin.

Light source of the photon tender skin machine

The light source of the photon tender skin machine is a new type of photon compound light, which is a wide spectrum of low energy. The compound light is the light wave combination of energy of visible light, near infrared middle infrared with a wave length of 500-6500nm, which can filter harmful lights to the skin such as X-ray, γ-ray and ultraviolet. The compound light energy can release energy in a very short time to produce heat effect on the skin tissue to damage selectively the aging cells, thus having a perfect treatment repair effect on the skin with no side-effect on the eyes. The compound light includes visible and invisible light. The visible light includes red light (increase the elasticity and shine of the skin and remove the heavy metal ion and harmful substance) and yellow light (supply energy to the skin cells and increase the blood circulation). The invisible light includes near infrared (with a strong penetrating ability to reach dermal and endermic structure, activate cells, increase the blood circulation and enhance the metabolism).

The shorter part's photon in the compound spectrum takes effect mainly to treat pathological changes of blood vessel and pigment, the longer part's photon mainly treats the aging skin, stimulates the regeneration of cells and repairs and goes back to rejuvenescence.

Therefore, the compound spectrum can act on stimulating cells, reorganizing damaged cells, curing the wounds and regenerating the skin cells.



An introduction to principles of the photon tender skin machine

1. It uses the photolysis heat energy principle of special wide spectrum low energy pulse and biological stimulation to act selectively upon the pigment of pathological changes and the blood vessels to decompose and absorb them while not damaging normal tissues and thicken the collagen tissue of the skin to restore its elasticity and have an obvious effect on various problematic skins while not influencing normal work and life.
2. Photochemical effect: the skin tissue cells will absorb the photons in the compound light and they will be stimulated by the energy of the photons to cause a series of photochemical reactions in the cells, i.e., it can increase the action of life substances such as enzyme, amino acid, protein and nucleic acid while causing changes in different degrees in the molecular structure so as to produce corresponding biological effects. For example, after the red light in the compound light is absorbed by the cells, it can increase the action of catalase of chondriosome of the cells. Therefore, it can increase the metabolism of cells, increase the number of fiber cells, promote the regeneration of cells and growth of acestoma tissue, speed up the healing of wounds and abscess, increase the swallowing ability of white blood cells and increase the ability to diminish inflammation and the immune ability.
3. Energy effect: since the shaking frequency of the compound photons is the same as that of the action of healthy cells in the skin, evenly distributed as it is, it is healthy cells that are first activated to produce kinetic energy and heat energy and pass them to cells around based on the resonance principle. This resonance will rearrange the structure of cells so that the skin will become smooth with fine pores.

The importance of beautifying by photons

The treatment course of photon tender skin is the most crucial link in the cleaning, moistening and tightening care: the deep activated cells are to reconstruct the cells tissue of the cells in the skin to fight against aging, activate effectively and repair the cells to bring spotless and white skin; the photon tender skin machine can stimulate the anabolism of cells, speed up the forming of new cells and the regeneration of bone collagen elastic fiber so as to produce the most profound and long-lasting effect of the skin care treatment.

Since the cell film of human body is made up of fat and protein molecules, the photon treatment can adjust the cell film to improve the functions of cells, enhance the metabolism of cells so as to help problematic skin to restore health, improve the blood circulation and metabolism to regenerate and rearrange cells to delay aging and treat problematic skin completely.

The key care points of the photon tender skin machine

The treatment of the photon tender skin machine can adopt different illumination strength and frequency as well as different treatment time as the care parameters to angle at different problematic skin to care and treat. First, you should analyze correctly the characteristics of the skin, choose corresponding care procedures, pay attention to the changes in the skin in the process of care, adjust proper energy and time until the skin turns a little red. The period of care should be about one hour every other day. The period of maintenance should be every three to five days.

In the process of operation, it is suggested that the customer should close your eyes instead of looking straight at the light in case too strong a light should cause discomfort to the eye. When the neck is operated on, it is not suitable to stay for too long in the position of hypothyroid in case it should be stimulated. The photon nose should touch the skin. Before use the beautician should be familiar with the operation procedures of this machine to ensure the effect of care.

Functions of the photon tender skin machine

- ▣ Desalt various kinds of speckles and aging spots
- ▣ Smooth tiny wrinkles and crow's-feet
- ▣ Eliminate or desalt scars from acne
- ▣ Promote the activation of collagen protein and cells
- ▣ Lift the skin
  
- ▣ Repair the dilatation of capillary vessels on the face (with red blood thread exposed)
- ▣ Contract the pores and tighten the skin
- ▣ Whiten and supply water
- ▣ Increase the discharge of poisonous substance in the lymph and blood circulation
- ▣ Diminish inflammation, kill bacteria and cure the wounded surface of the sores



Specifications of the photon tender skin machine

Voltage of the power supply: AC 220V/AC110V

Frequency: 50/60Hz

Power: 11W $\pm$ 0.5W

Size of package: 29\*23\*13

Net weight: 1.2Kg $\pm$ 0.15Kg

Operation method of the photon tender skin machine:

1. When the machine is started, the screen of LED displays 00
2. Press START/STOP to start the work and then press the light adjustment button to adjust the light brightness; press START/STOP again and the light will be turned off.
3. If the right or the left hammer needs turning, press L/R button to shift between them.
4. If necessary, press the up and down buttons of "FREQUENCY" to adjust the frequency.



#### Photon pulse wave frequency and care effects

Whitening and water supply care: the pulse wave frequency should be 16 or 32 (after the care if the water needs to be locked, the frequency should be selected to be 64 for treatment of surface water lock)

Whitening and water supply care is a comprehensive care effect with no obvious inflammation. You only need to activate the cells to let the skin absorb nutrition and water content to reach an ideal state. The care should be done once every three days for ten times consecutively.

Inflammation-diminishing and blain-removing care: the pulse wave frequency should be 4 or 8 (stimulate the dermal layer of the skin)

For skin with acne or blain scars, the cells belong to aberrant cells that can only be killed. Ordinary blains can change from red and turgid to withered and gone after three consecutive beautifying treatments. If it results from bad blood circulation, slow metabolism or remaining toxicant, better effects can be achieved by care every other day for ten consecutive times.

Wrinkle-removing and lifting care: the pulse wave frequency should be 2 or 4 (stimulate the endermic tissue)

The photon effect can cause photochemical reactions in the skin, cause chemical reactions to the molecular structure of the collagen fiber and elastic fiber in the dermal layer to restore its original elasticity. What's more, the light heat effect produced can enhance the function of blood vessels to improve circulation to remove wrinkles and shrink the pores. The care should be done every three days with ten times consecutively.

Speckle-removing care: the pulse wave frequency should be 8 or 16 (decompose the pigment in the deep layer)

By common speckles is meant the pigment deposition caused by turbulent incretion, abnormal pigment secretion or damage done to the surface of the skin. The pigment deposition needs a base that is called "focus", which is harmful substance affecting and invading the skin. Photons can first decompose and kill the focus so that pigment will not be able to settle and the non-activated pigment will be discharge out of human body through natural metabolism of the skin to promote the anabolism of the skin and balance pigment secretion. The care should be done every three days with fifteen times consecutively.

Red blood thread-removing care: the pulse wave frequency should be 16 or 32 (repair surface cells)


Photons have the function of diminishing inflammation and killing the bacteria, which can ease quickly the uncomfortable feeling of being sensitive and exuviations; activate the blood, melt gores, cool the blood and calm down to increase the split of base cells. Since the capillary vessels of red blood thread skin has a bad circulation, ordinary products can not be absorbed by skin easily. The effect will be quite obvious as soon as this problem is solved. The care should be done every five days with ten times consecutively.

The suggestions above for the care parameters are only for reference. It depends on individual conditions.

The application skills and procedures of the photon tender skin machine

1. Clean your face (with washing cream)
2. Apply toner (balance grease secretion)
3. The photons will aid the skin to absorb and shine over the whole face for 1 minute.

4. Apply evenly massage cream to the whole face and the neck, do as skin-stretching to lift from the position of collarbone lymph on the neck sideways or outside to the jaw, operate along the structure of the skin to keep the skin smooth. If there is not enough water, you'd better spray some essence water. The face on each side should be operated for 5-8 minutes to activate the cells.
5. Clean the remaining massage cream.
6. Apply large amount of essence lotion to the face, do as shown above to absorb it. The face on each side should be operated for 5-8 minutes until the essence lotion is absorbed completely since the skin needs a lot of nutrition.
7. Change into the small photon nose and operate on the whole face with Z type method for 2 minutes to enhance the effect of absorption of nutrition. Apply essence lotion to the eyes, and operate on the cheeks from the outer eye corner to the inner eye corner for about 1 minute. Repeat the same procedure on the other side of the face to avoid insufficient care to some minor parts.



8. Apply nutritious face mask (it includes cream-like face mask, gel face mask and soft film). Except the soft film, other can be operated by the same method until the face mask becomes a little dry after about 20 minutes. It can double the repair and restore the youth and whiteness of the skin.
9. Clean with clear water the face mask on the face.
10. Apply the toner and massage until it is absorbed.
11. Apply insulation sun block to prevent damage by ultraviolet.

Suitable groups and the care effects of the photon tender skin

The photon tender skin machine is maintaining type of photons, which is suitable for most groups of people. The only difference is that the skin of some people will improve more quickly to have effect after one try and an obvious effect after three times, while other people will have a low process of skin improvement, especially people with damaged keratose layer, for example, change the skin, remove keratose to excess, use improper cosmetics, expose to the light to cause capillary vessels to reticulation with local areas of redness. But for inborn sensitive skin, the over-expanding of capillary vessels for people living in altiplano area (for example: single thick vessel, radiation type on both sides of the nose), it will need longer time to treat with great repetition, but persistent treatment can improve dramatically and enhance the immune ability of the skin at the same time. If the capillary vessels are blocked, the ends break or Yin Duan treatment has been done previously, the effect on the spot will not be so obvious and it needs a longer period of treatment.

Attention in application for the photon tender skin machine

1. Read this user manual carefully before using this machine.
2. Customers who have finished photon care should be suggested to use corresponding household care products to avoid using stimulative products, keep the moisture and sun block for a long time and avoid violent stimulation of exterior factors like the sunshine, cold or hot wind.
3. Be careful when using this machine for the pregnant women, suffers of falling sickness, customers who have injected generic cholesterol or cortisone.
4. Do not place the machine in a place easy to get hot or damp.
5. Do not place the machine in a place easy to fall or be knocked.
6. If something wrong arises in the machine, contact the manufacturer in time. Do not disassemble the machine by yourself in case other unnecessary harms are done.

Commitment and responsibility

Our company guarantees the quality and maintenance of the product:

We are not responsible for any duties caused by violation of the instruction.

